

CLASSIC, CONTEMPORARY

CarTeck Side Hinged Garage Doors & Side Doors





CarTeck Centre Ribbed Woodgrain - Anthracite Grey
with asymmetric door design and
1500mm Stainless Steel 'D' Handles

Contents:



CarTeck Side Hinged Garage Doors & Side Doors

Simple, Neat

Side hinged garage doors are made from the same superb panels as CarTeck sectional garage doors. Quite simply the very best.

**See pages
4 - 18**



Teckentrup Bling

Make your door, yours!

Personalising your door makes a design statement. Add a decorative accent with aluminium windows and decals or increase convenience with code locking or pet flaps. It's the details that make your door extra special...

**See pages
19 - 21**

CarTeck Side Hinged Garage Doors



CarTeck Centre Ribbed Smooth - Jet Black
with the standard lipped threshold

& Side Doors



CarTeck Solid Smooth - Anthracite Grey with Zeta Round Aluminium Window



EN 13241
Our doors are independently tested and certified to all current safety legislation and carry a CE mark.

Simply the best

Teckentrup side hinged garage doors and personnel doors are quite simply the very best. The solid panels, engineered hollow section aluminium frames and high grade fittings result in a door that closes with a reassuringly deep "clunk".

Security is excellent and the range of styles, finishes and windows allows personalisation to suit your tastes. 1/2 and 1/2 opening and asymmetric configurations further increase the doors' versatility.

Neat inside too

The inside of the door is very presentable. There are no unsightly bracings just a wipe clean surface finished in a practical grey white stucco texture (RAL 9002). Horizontal doors are as shown below, vertical doors have small jointing plates at the panel interfaces



Mitred Frames

The mitred door leaf frame and door frame are finished in a matching smooth finish for white, Trend (including Anthracite Textured) and RAL coloured doors. For these



Trend colours, a complimentary flat colour is used: Ice Crystal Grey Aluminium (RAL9007), TT9016 Bling White (RAL 9016), Golden Oak (RAL8003), Rosewood (RAL8016) and Night Oak (RAL8014), Winchester (RAL8001) wood design finishes.

(The door frame colour shade and surface lustre will show a variance from the panel finish as the base material and coating methods are different.)

Every detail, perfect

High quality hinges

Aluminium hinges with secured hinge bolts make it extremely difficult to lever open the door and are easily adjusted. Two or three hinges are fitted to each leaf dependent on size.



Standard Lipped threshold

A stepped 3-part aluminium threshold with a bulb weather strip is supplied as standard. The door leaves close against the raised weather strip creating an improved barrier to dust and debris. The threshold includes a thermal break reducing heat transfer.




Optional aluminium strip threshold

The aluminium profile, available as an option, provides a simple low profile threshold (without a weather strip).



Double weather strips and mitred corners

In addition to the circumferential weather strip around the door leaf, the door frame has a three-sided weather strip for excellent draught reduction. Profiles are mitre jointed for a neat finish.



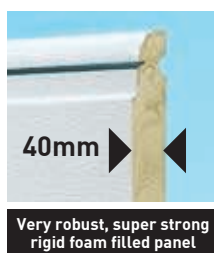
Triple point locking option

The active leaf is available with three point locking for greatly enhanced security. The locks provide enhanced strength to combat attempts to force them apart.



Solid 40mm thick panels

Doors are built with 40mm thick interlocking panels and an aluminium hollow section frame that provides excellent strength, rigidity and resistance to corrosion.



Security keys


Each door includes two security keys. Security keys add extra security by preventing unauthorised copying. They cannot be cut by anyone other than the issuer of the key - Teckentrup.



Stainless steel handles and security locking

High grade stainless steel handles and lock covers are tough and attractive, whilst the latch and dead bolt combination provides dependable security. A convenient thumb turn operates the lock from the inside.

The inactive leaf incorporates a stainless steel strike plate with an adjustable latch plate for precise latching and a steel lock keep box for added attack resistance. Specific hardware requirement? Talk to us as alternative designs can often be accommodated.



Door stays

These top grade, spring dampened stays hold the door securely in the open position. A simple de-latch motion releases the held door leaf. Any leaf below 780mm wide (including asymmetric side hinged doors) will not have a stay.

Note - not designed for high wind applications.



Optional Foot Stops

Add foot activated floor stops to hold the door in the open position. Floor stops can be selected as an alternative option to door stays.

Note - not designed for high wind applications.



Flush bolt security

The inactive leaf is secured with flush bolts to the top and bottom of the leaf. At the bottom of the door there is an adjustable flush bolt plate for greater versatility on the position of the leading edge on the inactive leaf as seals compress over time.



Superior Quality



Cleaning On Installation

After the installation has been completed, clean and dry the door thoroughly inside and out with warm soapy water to remove any grease, dust and metal fragments from the door (these will discolour the door finish if left on the door).

Cleaning

The door should be washed with a car shampoo or similar, every two months, to prevent the build up of dirt, salt, grit and other corrosive substances. If the door is in an area prone to coastal corrosion from airborne salts, the door should be cleaned monthly. Furthermore, cleaning operating gear with a cloth soaked in a light oil will help to protect your door from corrosion – it must be accepted that salt air is very aggressive and extra care is required.

No caustic, abrasive or corrosive chemicals and substances, flood water, water runoff, or runoff from lead, copper or galvanic metal flashing should be allowed to come into contact with the door.

Ash, cement, dust, animal waste, or foreign substances should be removed immediately. Failure to ensure the door is cleaned and maintained as described will invalidate the doors' warranty.

Maintenance

Doors must be maintained as per the supplied Installation, Operating and Maintenance Manual by a Garage Door Specialist. Failure to carry out the required maintenance at the advised interval will invalidate the warranty.

What Performance Can I Expect?

As part of the CE marking process, each product must have its performance provided for a defined set of characteristics to allow fair comparison between products from different manufacturers. Other characteristics can also be included, if relevant to a door's performance. The following table shows the performance characteristics of CarTeck side hinged garage doors.

NPD signifies the product has not been measured for this characteristic (NPD - No Performance Determined).

PERFORMANCE CHARACTERISTIC	RATING
Resistance to Windload EN 12424	Class 2
Watertightness EN 12425	NPD
Air Permeability EN 12426	NPD
Thermal Transmittance EN 13241	NPD

Warranty

The warranty periods below only apply to products that have been correctly installed as per the instructions, maintained by a Garage Door Specialist and operated and cleaned in accordance with the requirements set out in the operating and maintenance sections of instructions and labels.



2 Year 10 Year Guarantee

2-year manufacturer's guarantee

- on window units, hinges, locks, handles and stays (opening/closing max. 5 times a day)

10-year manufacturer's guarantee

- on panels against rust penetration from inside to outside
- against door panel separation of steel from foam
- on material and manufacturing flaws of all non-moving parts of the frame that are verifiably unusable or whose usability is substantially compromised
- on floor seal, intermediate seals and frame seals against rotting

The guarantee does not apply to doors that are subjected to extreme conditions, e.g. corrosive influences resulting from use in a coastal climate with high salt content.

Terms and conditions apply, visit www.teckentrup.co.uk for details.

CarTeck Side Hinged Georgian

CarTeck Georgian Horizontal - Woodgrain Anthracite Grey with Cross Mullion Windows

CarTeck Georgian Vertical - Woodgrain Rosewood



CarTeck Side Hinged Georgian Horizontal

1/2 and 1/2 split



1/2 and 1/2 split width up to 2350mm

Asymmetric split



Asymmetric split width up to 2350mm



Asymmetric split width above 2350mm

Personnel



Personnel door

CarTeck Side Hinged Georgian Vertical

1/2 and 1/2 split



1/2 and 1/2 split Height below 2200mm*



1/2 and 1/2 split Height above 2200mm*

A note about colour

Where doors are exposed to direct sunlight, dark colours should be avoided.

RAL references for colours are provided as a guide only to the nearest similar RAL colour. Colours will not match to other RAL finishes due to different coating processes, gloss levels, substrates and textures. Similarly, special RAL, BS, wood effects or other colours will not be a precise match.

Colours shown are limited in accuracy by the printing process - samples should always be requested.

The mitred door leaf frame and door frame are finished in a matching smooth finish for white, Trend (including Anthracite Textured) and RAL coloured doors. For these Trend colours, a complimentary flat colour is used: Ice Crystal Grey Aluminium (RAL9007), TT9016 Bling White (RAL 9016), Golden Oak (RAL8003), Rosewood (RAL8016) and Night Oak (RAL8014), Winchester (RAL8001) wood design finishes.

If you are matching to other finishes, particularly wood effects such as rosewood, golden oak, night oak or Winchester, always request a sample.

*2250mm with windows

Surface Textures



Woodgrain



Doors can also be coloured to any RAL shade

Colours



Flame Red
RAL 3000



Fir Green
RAL 6009



Moss Green
RAL 6005



Sepia Brown
RAL 8014




Window Grey
RAL 7040



Anthracite
Grey RAL 7016



White Aluminium
RAL 9006



Cream
RAL 9001



Quartz Grey
RAL 7039




Light Grey
RAL 7035




Grey Aluminium
RAL 9007




Jet Black
RAL 9005




White
RAL 9016



Umbra Grey
RAL 7022



Steel Blue
RAL 5011



Slate Grey
RAL 7015



Anthracite
Textured
RAL 7016



Ice Crystal Grey
Aluminium



TT703 satin
metallic grey
with micaceous
iron ore
particles



TT9016 Bling
White with
micaceous iron
ore particles
glitter effect

Wood effects



Golden Oak



Rosewood



Night oak



Winchester



CarTeck Georgian Horizontal - Woodgrain Moss Green



CarTeck Georgian Vertical - Woodgrain White with Cross Mullion windows

Windows

Vertical



Rectangle 1



Cross Mullion



Rhombus Mullion

Horizontal



Rectangle 1



Cross Mullion



Rhombus Mullion

The images above show the most popular window combinations. If you'd like alternative window configuration, just ask! For full details on windows, see page 18.

CarTeck Georgian Horizontal - Woodgrain Golden Oak



CarTeck Side Hinged Solid

CarTeck Solid Horizontal - Smooth Anthracite Grey

CarTeck Solid Horizontal - Wood Effect Night Oak



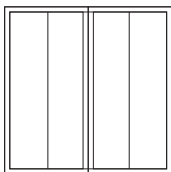
CarTeck Side Hinged Solid Vertical



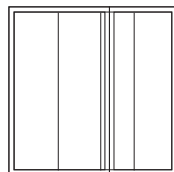
CarTeck Side Hinged Solid Horizontal




CarTeck Side Hinged Solid Personnel




1/2 and 1/2 split



Asymmetric



1/2 and 1/2 split



Asymmetric

A note about colour

Where doors are exposed to direct sunlight, dark colours should be avoided.


RAL references for colours are provided as a guide only to the nearest similar RAL colour. Colours will not match to other RAL finishes due to different coating processes, gloss levels, substrates and textures. Similarly, special RAL, BS, wood effects or other colours will not be a precise match.

Colours shown are limited in accuracy by the printing process - samples should always be requested.


The mitred door leaf frame and door frame are finished in a matching smooth finish for white, Trend (including Anthracite Textured) and RAL coloured doors. For these Trend colours, a complimentary flat colour is used: Ice Crystal Grey Aluminium (RAL9007), TT9016 Bling White (RAL 9016), Golden Oak (RAL8003), Rosewood (RAL8016) and Night Oak (RAL8014), Winchester (RAL8001) wood design finishes.

If you are matching to other finishes, particularly wood effects such as rosewood, golden oak, night oak or Winchester, always request a sample.

Surface Textures



Smooth



Woodgrain



Stucco



Micro-profiled



Doors can also be coloured to any RAL shade

Colours



Flame Red RAL 3000



Fir Green RAL 6009



Moss Green RAL 6005



Sepia Brown RAL 8014




Window Grey RAL 7040



Anthracite Grey RAL 7016



White Aluminium RAL 9006



Cream RAL 9001



Quartz Grey RAL 7039



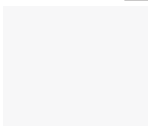
Light Grey RAL 7035




Grey Aluminium RAL 9007



Jet Black RAL 9005



White RAL 9016



Umbra Grey RAL 7022



Steel Blue RAL 5011



Slate Grey RAL 7015



Anthracite Textured RAL 7016



Ice Crystal Grey Aluminium



TT703 satin metallic grey with micaceous iron ore particles



TT9016 Bling White with micaceous iron ore particles glitter effect

Wood effects



Golden Oak



Rosewood



Night oak



Winchester

Handle Options

Stainless Steel 'D' Handles



1500mm




1200mm

Polyurethane Windows

Horizontal



Square Type 1



Square Type 2



Rhombus Mullion



Rectangle 1



Rectangle 2



Rectangle 3



Cross Mullion

Vertical



Rectangle 1



Cross Mullion



Rhombus Mullion

The images above show popular window combinations. If you'd like alternative window configuration, just ask! For full details on windows, see page 18.

Aluminium Windows

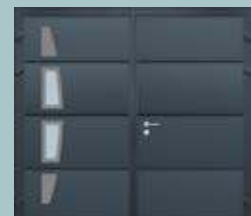


Zeta ø280



Alpha

The images above show popular aluminium windows from our Bling collection of extra special windows and decals. See the full Bling range on pages 19 - 21.



CarTeck Side Hinged Centre Ribbed

CarTeck Centre Ribbed Vertical -
Smooth Anthracite Grey with 1200mm
Stainless Steel 'D' Handles



CarTeck Centre Ribbed Horizontal -
Woodgrain with Rectangle 2 Windows



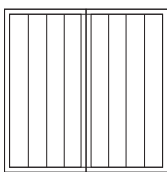
CarTeck Side Hinged
Centre Ribbed Vertical



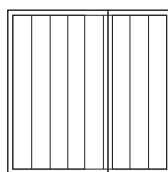
CarTeck Side Hinged
Centre Ribbed Horizontal




CarTeck Side Hinged
Centre Ribbed Personnel




1/2 and 1/2 split



Asymmetric



1/2 and 1/2 split



Asymmetric

A note about colour

Where doors are exposed to direct sunlight, dark colours should be avoided.


RAL references for colours are provided as a guide only to the nearest similar RAL colour. Colours will not match to other RAL finishes due to different coating processes, gloss levels, substrates and textures. Similarly, special RAL, BS, wood effects or other colours will not be a precise match.

Colours shown are limited in accuracy by the printing process - samples should always be requested.

The mitred door leaf frame and door frame are finished in a matching smooth finish for white, Trend (including Anthracite Textured) and RAL coloured doors. For these Trend colours, a complimentary flat colour is used: Ice Crystal Grey Aluminium (RAL9007), TT9016 Bling White (RAL 9016), Golden Oak (RAL8003), Rosewood (RAL8016) and Night Oak (RAL8014), Winchester (RAL8001) wood design finishes.

If you are matching to other finishes, particularly wood effects such as rosewood, golden oak, night oak or Winchester, always request a sample.

Surface Textures



Smooth



Woodgrain



Stucco



Micro-profiled



Doors can also be coloured to any RAL shade

Colours



Flame Red RAL 3000



Fir Green RAL 6009



Moss Green RAL 6005



Sepia Brown RAL 8014




Window Grey RAL 7040



Anthracite Grey RAL 7016



White Aluminium RAL 9006



Cream RAL 9001



Quartz Grey RAL 7039



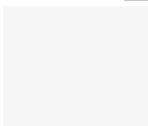
Light Grey RAL 7035




Grey Aluminium RAL 9007



Jet Black RAL 9005



White RAL 9016



Umbra Grey RAL 7022



Steel Blue RAL 5011



Slate Grey RAL 7015



Anthracite Textured RAL 7016



Ice Crystal Grey Aluminium



TT703 satin metallic grey with micaceous iron ore particles



TT9016 Bling White with micaceous iron ore particles glitter effect

Wood effects



Golden Oak



Rosewood



Night oak



Winchester

Handle Options

Stainless Steel 'D' Handles



1500mm




1200mm

Polyurethane Windows

Horizontal



Square Type 1



Square Type 2



Rhombus Mullion



Rectangle 1



Rectangle 2



Rectangle 3



Cross Mullion

Vertical



Rectangle 1



Cross Mullion



Rhombus Mullion

The images above show popular window combinations. If you'd like alternative window configuration, just ask! For full details on windows, see page 18.

Aluminium Windows

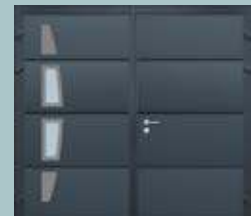


Zeta ø280



Alpha

The images above show popular aluminium windows from our Bling collection of extra special windows and decals. See the full Bling range on pages 19 - 21.



CarTeck Side Hinged Standard Ribbed

CarTeck Standard Ribbed Vertical - Woodgrain Fir Green



CarTeck Standard Ribbed Vertical - Woodgrain with Rectangle 1 Windows in Anthracite Grey




CarTeck Side Hinged Standard Ribbed Vertical




CarTeck Side Hinged Standard Ribbed Horizontal




CarTeck Side Hinged Standard Ribbed Personnel




1/2 and 1/2 split



Asymmetric



1/2 and 1/2 split



Asymmetric

A note about colour

Where doors are exposed to direct sunlight, dark colours should be avoided.

RAL references for colours are provided as a guide only to the nearest similar RAL colour. Colours will not match to other RAL finishes due to different coating processes, gloss levels, substrates and textures. Similarly, special RAL, BS, wood effects or other colours will not be a precise match.

Colours shown are limited in accuracy by the printing process - samples should always be requested.

The mitred door leaf frame and door frame are finished in a matching smooth finish for white, Trend (including Anthracite Textured) and RAL coloured doors. For these Trend colours, a complimentary flat colour is used: Ice Crystal Grey Aluminium (RAL9007), TT9016 Bling White (RAL 9016), Golden Oak (RAL8003), Rosewood (RAL8016) and Night Oak (RAL8014), Winchester (RAL8001) wood design finishes.

If you are matching to other finishes, particularly wood effects such as rosewood, golden oak, night oak or Winchester, always request a sample.

Surface Textures



Smooth



Woodgrain



Stucco



Micro-profiled



Doors can also be coloured to any RAL shade

Colours



Flame Red RAL 3000



Fir Green RAL 6009



Moss Green RAL 6005



Sepia Brown RAL 8014




Window Grey RAL 7040



Anthracite Grey RAL 7016



White Aluminium RAL 9006



Cream RAL 9001



Quartz Grey RAL 7039



Light Grey RAL 7035



Grey Aluminium RAL 9007



Jet Black RAL 9005



White RAL 9016



Umbra Grey RAL 7022



Steel Blue RAL 5011



Slate Grey RAL 7015



Anthracite Textured RAL 7016



Ice Crystal Grey Aluminium



TT703 satin metallic grey with micaceous iron ore particles



TT9016 Bling White with micaceous iron ore particles glitter effect

Wood effects



Golden Oak



Rosewood



Night oak



Winchester

Handle Options

Stainless Steel 'D' Handles



1500mm



1200mm

Polyurethane Windows

Horizontal



Square Type 1



Square Type 2



Rhombus Mullion



Rectangle 1



Rectangle 2



Rectangle 3



Cross Mullion

Vertical



Rectangle 1



Cross Mullion



Rhombus Mullion

The images above show popular window combinations. If you'd like alternative window configuration, just ask! For full details on windows, see page 18.

Aluminium Windows

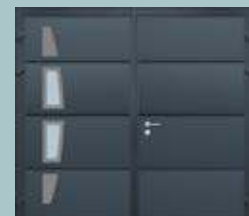


Zeta ø280



Alpha

The images above show popular aluminium windows from our Bling collection of extra special windows and decals. See the full Bling range on pages 19 - 21.




CarTeck Side Hinged Traditional


CarTeck Side Hinged Traditional Standard Ribbed Vertical



Door Split



1/2 and 1/2 split



Asymmetric

Leading

All doors have mock leaded-effect decoration as standard but are also available in a plain design.



CarTeck Side Hinged Traditional Centre Ribbed Vertical



CarTeck Side Hinged Traditional Solid Ribbed Vertical



A note about colour

Where doors are exposed to direct sunlight, dark colours should be avoided.
 RAL references for colours are provided as a guide only to the nearest similar RAL colour. Colours will not match to other RAL finishes due to different coating processes, gloss levels, substrates and textures. Similarly, special RAL, BS, wood effects or other colours will not be a precise match.
 Colours shown are limited in accuracy by the printing process - samples should always be requested.
 The mitred door leaf frame and door frame are finished in a matching smooth finish for white, Trend (including Anthracite Textured) and RAL coloured doors. For these Trend colours, a complimentary flat colour is used: Ice Crystal Grey Aluminium [RAL9007], TT9016 Bling White [RAL 9016], Golden Oak [RAL8003], Rosewood [RAL8016] and Night Oak [RAL8014], Winchester [RAL8001] wood design finishes.
 If you are matching to other finishes, particularly wood effects such as rosewood, golden oak, night oak or Winchester, always request a sample.

**CarTeck Side Hinged Traditional
Standard Ribbed Horizontal**



**CarTeck Side Hinged Traditional
Centre Ribbed Horizontal**



**CarTeck Side Hinged Traditional
Solid Ribbed Horizontal**



Surface Textures



Smooth



Woodgrain



Stucco



Micro-profiled



Doors can also be coloured to any RAL shade

Colours




Flame Red
RAL 3000




Fir Green
RAL 6009



Moss Green
RAL 6005




Sepia Brown
RAL 8014




Window Grey
RAL 7040




Anthracite
Grey RAL 7016




White Aluminium
RAL 9006



Cream
RAL 9001




Quartz Grey
RAL 7039



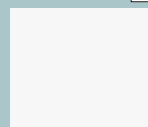
Light Grey
RAL 7035




Grey Aluminium
RAL 9007



Jet Black
RAL 9005



White
RAL 9016



Umbra Grey
RAL 7022



Steel Blue
RAL 5011



Slate Grey
RAL 7015




Anthracite
Textured
RAL 7016



Ice Crystal Grey
Aluminium



TT703 satin
metallic grey
with micaceous
iron ore
particles



TT9016 Bling
White with
micaceous iron
ore particles
glitter effect

Wood effects



Golden Oak



Rosewood



Night oak



Winchester



Make the most of light

Make the most of light

Scratch-resistant Polymer double glazed windows in attractive designs allow natural light into your garage.

Each style is available with clear, frosted or satin glazing. The window units are fitted with a polyurethane frame that is coloured to match or compliment the panel colour of the door. For Aluminium windows, see next page.

Glazing Styles



Frosted Clear Satin



Solid Horizontal -Smooth Anthracite Grey with Square Type 1 Windows



Solid Vertical - Smooth Custom Colour with Alpha Square Aluminium Windows (page 18-19) & 1500mm Stainless Steel 'D' Handles



Rectangle type 1
610mm x 270mm



Cross Mullion
610mm x 270mm



Rhombus Mullion
610mm x 270mm



Rectangle type 2*
680mm x 210mm




Rectangle type 3*
980mm x 140mm



Square Type 1*
270mm x 270mm



Square Type 2*
270mm x 270mm



GSA / Traditional
Mock Leaded-Effect



GSA / Traditional
Plain

*Available on standard ribbed, Centre ribbed and solid profile doors only.

Window frames are coloured to be similar to the door panel. Selected Trend colours & wood design windows are finished in a complementary flat colour for Golden Oak (RAL8003), Rosewood (RAL8016), Night Oak (RAL8014), Winchester (RAL8001), Textured Anthracite (RAL7016), Ice Crystal Grey Aluminium (RAL9007) and TT9016 Bling White (RAL 9016). The surrounds on aluminium GSA window sections are finished in a smooth finish.

Window frame colour shade and surface lustre will show a variance from the panel finish as the base material and coating methods are different.

For extra special windows and decals, see our Bling section on pages 19 - 21.



Teckentrup Bling!

Bling Windows



Aluminium Windows

High-grade aluminium window units add natural daylight with a contemporary twist. Windows are constructed with an aluminium casement and polymer glazing unit.

Available on:



CarTeck Side Hinged Garage Doors

Glazing Styles



Satin



Clear



Versus
900mm x 1000mm



Athena
406mm x 203mm



Sigma
610mm x 200mm



Gamma
534mm x 344mm



Zeta
ø280mm



Alpha
280mm x 280mm



Kappa
*1860mm x 180mm

The images above and left show the most popular window combinations. If you'd like alternative window configuration, just ask!

*Minimum over frame height for Kappa windows used vertically on side hinged doors: 2010mm

Teckentrup Bling!



Design Accents

Decals

High-grade alunox decals are factory bonded to your door for added visual appeal. Each decal can be positioned to suit your sense of design, however, popular arrangements are shown here.

Available on:



CarTeck Side Hinged Garage Doors



Decorative Decal Options

The images here show the most popular combinations. If you'd like alternative configuration, just ask!



Writing
100mm/200mm



Access 1
431mm x 40mm



Access 2
430mm x 40mm



Access 6
70mm x 70mm



Access 7
150mm x 150mm



Access 8
194 mm x 194 mm

More!

Extras

Finishing touches to make your door easier to use.
(Only available with CarTeck Side Hinged Garage Doors)



LETTER BOXES



CODE LOCKS

Code locks provide secure access without the need to carry a key.



PET FLAPS

Pet Flaps, usually fitted to the bottom panel of a door!

SPY HOLES



CUSTOM HARDWARE

Want to use your own hardware, perhaps to match a front door? Talk to us and we'll make it happen!



ANYTHING ELSE?

If you can think of anything else you would like to incorporate onto your door, just ask and we'll see if we can make it happen!



Access 3
215mm x 40mm



Access 4
400mm x 86mm



Access 5
180mm x 180mm



Access 9
436mm x 40mm



Access 10
431mm x 13mm

The Complete Solution

Alternative or complimentary Side Hinged and Sectional Garage Doors

Side hinged doors are an alternative to sectional doors but can also compliment them with matching side access. Getting your lawn mower out of the garage? A side hinged door is perfect and, for ride on mowers, a pair of doors allows drive in access.

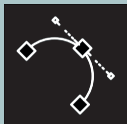
For full details of the Teckentrup sectional garage door range, call 01925 924050 for a copy of our brochure or visit www.teckentrup.co.uk.



Design. Security. Service.

Teckentrup is a family business with operations throughout the world. In the UK we make our garage doors in Warrington, Cheshire. CarTeck Automatic is available through a national network of independent Garage Door Specialist installers.


Teckentrup offers more than garage doors: We provide solutions and have set three quality standards for our garage doors:



Design

We combine ease of use with aesthetics.

Good design uses innovative technology to make using a product intuitive and effortless. CarTeck Side Hinged garage doors offer a wide range of design options that will transform the look of your home and the way you use your garage space.



May 2022

Teckentrup UK Limited, Units 2-4 Opus 9 Industrial Estate, Woburn Road, Winwick Quay, Warrington WA2 8UE

t: 01925 924 050

f: 08701 314 843

e: sales@teckentrup.co.uk

TECKENTRUP
DOOR SOLUTIONS



Safety & Security

We combine security with safety.

Our products are designed to provide peace of mind with both physical security and the knowledge that durability and safe operation are inherent.



Service

We combine speed with reliability.

The Teckentrup team and our network of Garage Door Specialists installers love to make your new door a pleasure to own. From planning to installation. You'll always receive expert advice and the best service for installation, maintenance and aftercare.



Quality & Environment

Teckentrup operates to quality procedures audited to ISO 9001. We care about the environment too - this is why our products are certified in accordance with the Environmental Product Declaration (EPD).

ISO 14001 Environmental Management

ISO 50001 Energy Management



Raising Standards
Safety Assured



CONTRACTORS HEALTH & SAFETY ASSESSMENT SCHEME
Accredited Contractor
www.chas.co.uk



NBS Plus



riba
product
selector



LPCB
Red Book
LPCB

Member

WWW.TECKENTRUP.CO.UK